

CLASS: IV

Holiday Home Work



Theme- Science, Society and Environment



To be Ready for tomorrow’s opportunities, do your homework today... Learn, refine your skills, and focus on growth!!!!

Some useful tips for summer vacation

Some dos and don'ts during summer vacation:

Do's

- ❖ Eat a nutritious diet with plenty of water. Include citrus fruits
- ❖ (orange, lemon, grapefruit) and vegetables which are rich in vitamin C, vitamin D containing foods (cheese, egg yolks) and zinc-containing foods (legumes, lentils, beans, and nuts).
- ❖ Wash your hands frequently, always with soap and water for at least 20 seconds or frequently use alcohol-based hand rub.
- ❖ Wear light cotton clothes.
- ❖ Protect yourself and others.
- ❖ Be a leader in keeping yourself, your school, family and community healthy.
- ❖ Cough and sneeze into a tissue or your elbow and avoid touching your face, eyes, mouth and nose.
- ❖ Share what you learn about preventing disease with your
- ❖ family and friends, especially with younger children.



Don'ts:

- ❖ Do not share cups, eating utensils, food or drinks with others.
- ❖ Do not have close contacts with a sick person.
- ❖ Do not participate in large gatherings.
- ❖ Do not touch your face, nose and eyes without washing hands.
- ❖ Don't dirty your place of living.
- ❖ Don't have junk food.
- ❖ Don't watch too much TV.
- ❖ Don't waste time being lazy.

Summer Vacation is probably the best time of the year for you all; it's time for loads of fun, though we can't go out but getting pampered to no end and of course bonding with distant cousins can be done virtually.

School is fun too, with learning happening at all times, summer vacation can also be a time for learning with lots of activities around.

Here are a few tasks for you to complete during the vacation. Do remember to complete the given tasks after reading them carefully.

Some Tips to make this holiday special:

- Have a family dinner every day of the holidays .
- Play board games with your parents and siblings and show them who is the smartest .



Spend some quality time with an elderly person in the family



Maths: -

- Q 1. Make the picture of seven shapes, colour it and write their names below in A4 sheet. (Roll N.o-1 to 20)
- Q 2. Make a working model of place value chart with the help of coloured paper and A4 sheet. (Roll No. 21 to ..)
- Q 3. Draw and colour your family tree (from grandparents to you) stick photo of each member.
Write age of each member. Now perform the following operations and write the answer.
- Multiply your father's age with your age.
 - Divide total age of your family by your age.
- Q 4. Make a calendar of your birthday month of this year in Roman numerals.
- Q 5. Create a colourful picture by combining different shapes on A4 size sheet. The pictures can be a scenery, robot, animal etc.


Sample picture:



Q 6. Worksheet

Write the numbers in the correct column.

2170<3081	883>1210	3915>3915	1529<1610
999<1000	6988<999	3219=2323	5466=5166
9012>8999	8321>7999	6441>5941	3278<4278



True	False

English: -













- Q 1. Write 10 action words with pictures and write one sentence on each action word.
- Q 2. Read any story book and write 10 words with meaning in A4 sheet, that you have learned.
- Q 3. Write 10 lines on your family members and your hometown and paste the pictures too.

The ugly duckling



1. What's the word?

Write the word under the pictures.

duck	farm	nest	eggs	duckling	ugly
sad	friends	pond	beak	beautiful	swan
					
	duck				
					



2. What's the order?

Watch the story and put the sentences in order.

- | | |
|---|--|
| | He met another swan and they became friends forever. |
| | In her nest, she had five little eggs and one big egg. |
| 1 | Mummy Duck lived on a farm. |
| | He saw a beautiful white bird in the water. |
| | It started to snow, but then spring came. |
| | Then one big, ugly duckling came out the big egg. |
| | Five pretty, yellow baby ducklings came out the little eggs. |
| | No one wanted to be his friend. |

Q5. Reading comprehension**My Beautiful House**

Hello! I live with my family in a house. It's awesome. My cute bedroom has a red tutu hanging on the wall and a pink sleeping bag on my bed. Our family has two bathrooms. In each bathroom, there is a toilet, a tub, and a shower. There are two bedrooms for our family. Both bedrooms have double beds and desks. We also have a kitchen, living room, and dining room.



Read the passage carefully and answer the questions.

Q1. What I am talking about?

Ans: _____

Q2. Is there anything on the wall?

Ans: _____

Q3. Describe the things in the bedroom.

Ans: _____

Q4. Is there any shower in the house??

Ans: _____

Q5. How many bathrooms does the house have?

Ans: _____

Q6. Pick out any 5 nouns from the passage.

1) _____ 4) _____

2) _____ 5) _____

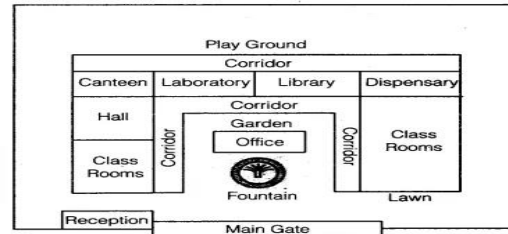
3) _____.

SST: -

Q1. Write all the states and their capital in the map.



Q 2. Create a map of your school, use various symbol, mention the direction and write down the direction to reach your classroom.



Q 3. Make a list of states where you can see the seas.



Q 4. Think and write that if go to roam the mountains, how would you like the view there?



Q 5. Collect information about two of the following personalities

A) B.R Ambedkar

B) Dr. APJ Abdul Kalam

Paste their pictures and write about their life and achievements in a paragraph.

Science: -

Q 1. Identify at least four medicinal uses of plants. Write the names of the plants, their specific parts and their uses to treat a disease.

Q 2. Visit a plant nursery with your parents. Make a list of five indoor and five outdoor plants.

Q 3. Collect pictures of different types of terrestrial and aquatic plants and paste it on A4 size sheet.

Activity Corner

Q 1. To keep you and your family members fit it's important to do yoga daily.

We celebrate YOGA DAY on 21st June on that day all the family members should do yoga and send the pictures and videos to the class teacher on personal Whatsapp

CALM DOWN YOGA



I am strong.
WARRIOR 2 POSE



I am kind.
TREE POSE



I am wise.
HERO POSE



I am brave.
CHAIR POSE



I am friendly.
DOWNWARD-FACING DOG POSE

2) Surprise your father by a DIY keychain (Be creative) with the help of your mum.

Reference Material: Beads, tassels, figurines, ribbons, pictures, fabric etc





Q1. Draw and write the name of the following on A4 sheet

Input device	Output device	Storage device	Secondary Memory	Application Software
1. _____	1. _____	1. _____	1. _____	1. _____
2. _____	2. _____	2. _____	2. _____	2. _____
3. _____	3. _____	3. _____	3. _____	3. _____
4. _____	4. _____	4. _____	4. _____	4. _____
5. _____	5. _____	5. _____	5. _____	5. _____

Q2. Windows 10 Desktop is the collection of icons, Start button, Action Center, Task view, Taskbar, Cortana box. Name the different components of Windows 10.

The screenshot shows a Windows 10 desktop with the following components labeled:

- A:** Taskbar
- B:** Start button
- C:** Cortana search box
- D:** Task view button
- E:** Action Center
- F:** Desktop icons
- G:** Desktop background

Below the screenshot are input boxes for the names of these components:

A. _____

B. _____

C. _____

D. _____

E. _____


F. _____

G. _____



Hindi: -

प्रश्न:-1. निम्न चित्र को ध्यान पूर्वक देखकर चित्र का वर्णन अपने शब्दों में कीजिए



प्रश्न:- 2. निम्नलिखित संयुक्त व्यंजनों का प्रयोग करते हुए दो-दो शब्द बनाइए। (Do it in A4 size sheet with Picture)

(1.) क्ख = _____

(2.) क्क = _____

(3.) ल्ल = _____

(4.) च्छ = _____

प्रश्न:-3. बिना मात्रा वाले शब्द लिखिए। (Do it in A4 size sheet with Picture)

(1.) एक फूल = _____

(2.) एक ऋतु = _____

(3.) शरीर का एक अंग = _____

(4.) एक वाहन = _____

(5.) एक जानवर = _____


(6.) एक पेड़ = _____


प्रश्न:- 4. पर्यावरण दिवस पर पौधारोपण करते हुए अपना छायाचित्र भेजिए।

प्रश्न:- 5. अपने प्रिय खेल का चित्र बनाएं और उसे पर 10 वाक्य लिखें।

Dear students

As summer vacation has started, this is the time to do some constructive work. The basic bones of a story are setting, character, plot, conflict, and theme. These elements work together to create the basic structure of a story.

 Listen to the story from your parents, grandparents and try to make it your own and write in the A4 sheet

 *Select any poem or song from your Hindi book and convert word by word into English and write it in your Holiday homework Work*